
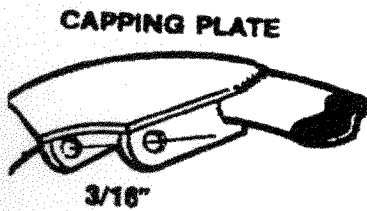


**CORNER OF
MAIN HOOP
INTERSECTION**

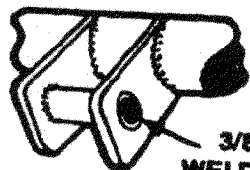


**FRONT LOWER HOOP
INTERSECTION**

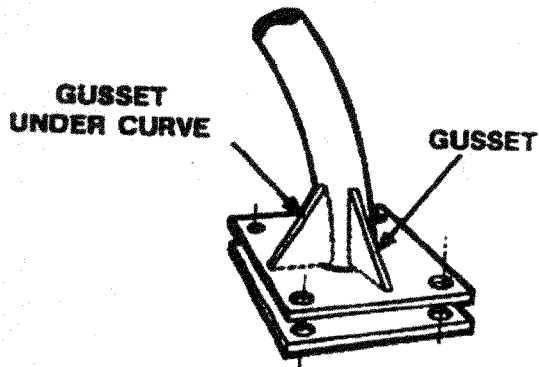


CAPPING PLATE

3/16"



**3/8" I.D. TUBING TO BE
WELDED INTO END OF STAY**

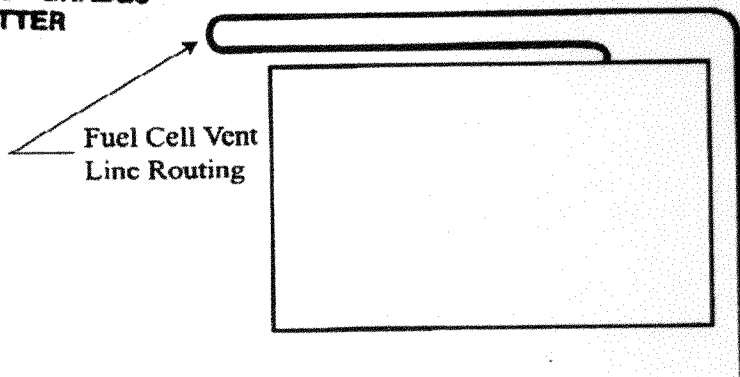


**GUSSET
UNDER CURVE**

GUSSET

**BRACING PLATE TO BE
FASTENED WITH 3/8" GRADES
BOLT OR BETTER**

FUEL CELL ROUTING



**Fuel Cell Vent
Line Routing**